



Fahrradimporte Österreichs in Stück

Herkunftsland	1980	1985	1990	1995	2000	2005	2006	2007	2008	2009	2010
Belgien-Luxem.	166	0	728	130	93	31	110	46	6	32	177
Bulgarien	0	0	0	30	604	11.617	15.724	6.466	8.503	13.268	24.571
Dänemark	0	0	0	11	16	17	7	8	1	75	120
Deutschland	153.096	158.927	271.274	108.229	61.355	79.724	69.738	59.583	62.425	65.326	62.632
Finnland	0	0	0	0	51	27	51	83	1	4	0
Frankreich	6.654	2.989	12.207	6.642	2.977	4.123	8.872	9.627	3.758	3.371	901
Griechenland	0	0	0	0	0	0	0	0	0	35	0
Irland	0	0	0	0	0	0	0	0	0	1	11
Italien	35.044	31.265	147.496	135.546	58.895	38.732	21.660	20.360	28.933	22.300	6.663
Litauen	0	0	0	0	0	1.407	587	962	3.807	184	156
Niederlande	0	6.113	6.006	2.321	5.127	9.218	11.107	13.424	8.067	10.672	11.478
Polen	0	1.901	19.219	0	6.731	1.071	12.075	17.891	19.669	19.073	14.572
Rumänien	0	0	0	0	2	158	0	0	128	0	85
Schweden	0	0	0	768	0	5	27	4	1	5	8
Slowakei	0	0	0	0	60	598	750	1.296	987	1.355	1.289
Slowenien	0	0	0	3.200	18.343	3.251	593	1.011	161	0	1
Spanien	0	0	0	0	200	3.241	256	68	458	167	44
Tschechien	7.831	4.100	9.092	6.432	15.479	25.042	24.997	31.368	42.740	39.736	46.968
Ungarn	0	0	0	1.836	1.552	6.585	2.876	2.579	5.097	1.687	899
Ver.Königreich	0	1.415	570	562	116	284	384	184	64	481	504
Zypern	0	0	0	0	0	0	0	0	0	0	0
Intra-EU (26)	204.771	206.710	466.592	265.707	171.601	185.131	169.814	164.960	184.806	177.772	171.079
Island	0	0	0	0	0	0	0	0	36	0	0
Liechtenstein	0	0	0	2.929	1.332	12	199	124	23	1.353	51
Norwegen	0	0	0	0	0	0	1	0	1	0	1
Schweiz	126	14.549	25.297	3.914	193	33	94	149	672	504	410
EFTA	126	14.549	25.297	6.843	1.525	45	294	273	732	1.857	462
Jugoslawien	399	568	0	0	0	0	0	0	0	0	0
Kroatien	0	0	0	0	0	0	3	0	2	0	0
Mazedonien	0	0	0	0	0	0	9.751	5.631	2	0	1
San Marino	0	0	0	0	0	0	0	0	1	0	0
Türkei	0	0	0	282	12	3.535	997	628	1.950	1.187	342
übr. Länder Europas	399	568	0	282	12	3.535	10.751	6.259	1.955	1.187	343
Namibia	0	0	0	0	4	0	0	376	0	0	0
Simbabwe	0	0	0	0	0	0	7	0	14	0	4
Afrika	0	0	0	0	4	0	7	376	14	0	4
Barbados	0	0	0	0	0	0	0	0	0	0	0
Kanada	0	0	1.166	71	0	3	5	4	58	92	6
Mexiko	151	0	0	0	0	0	0	0	0	0	0
Monserrat	0	0	0	0	0	0	0	0	0	0	0
Peru	0	0	0	0	0	0	0	0	0	0	0
USA	0	91	2.219	10.263	7.101	1.495	1.696	1.817	659	742	657
Amerika	151	91	3.385	10.334	7.101	1.498	1.701	1.821	717	834	663
Bangladesch	0	0	0	0	0	0	0	165	1	1.218	3.710
China	0	0	6.111	3.802	13.783	26.498	8.567	17.110	8.984	8.068	9.295
Hongkong	0	0	0	36	0	3	5	0	140	0	0
Indien	0	0	0	0	1.184	20	230	3	2	0	111
Indonesien	0	0	463	774	15	19.896	17.987	17.915	28.302	26.790	19.190
Japan	0	388	1.846	7.428	0	1	1	1	20	3	1
Kambodscha	0	0	0	0	0	0	34.553	25.506	37.464	34.229	31.604
Katar	0	0	0	0	0	0	0	0	1	0	0
Korea R.	0	0	0	207	0	0	0	0	0	0	0
Macau	0	0	0	0	0	510	364	73	484	85	65
Malaysia	0	0	1.099	0	9	0	0	0	1	0	379
Philippinen	0	0	0	0	23.665	8.981	13.480	25.641	20.628	21.366	17.861
Sri Lanka	0	0	0	0	0	0	1.182	3.749	2.850	5.876	6.838
Taiwan	0	1.131	95.815	193.179	196.270	84.855	60.141	63.940	72.542	54.947	61.415
Thailand	0	0	0	0	8.839	7.019	2.664	63.180	58.876	60.870	51.217
Vietnam	0	0	0	0	41.418	65.937	36.269	153	164	107	107
Asien	0	1.519	105.334	205.426	285.183	213.720	175.443	217.436	230.459	213.559	201.793
Australien	0	0	0	0	0	0	1	7	3	7	4
Australien u. Neuseeland	0	0	0	0	0	0	1	7	3	7	4
Sonstige	0	0	945	0	0	19	12	28	15	22	44
Insgesamt	205.447	223.437	601.553	488.592	465.426	403.948	358.023	391.160	418.701	395.238	374.392

Quelle: STATISTIK AUSTRIA, „Der Außenhandel Österreichs“ endgültige Werte 2010

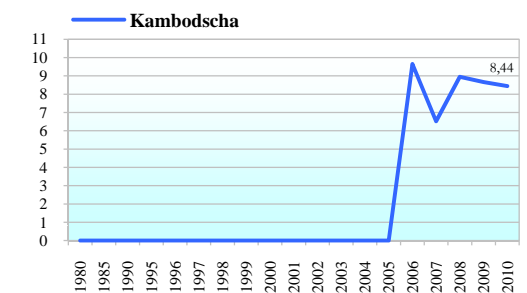
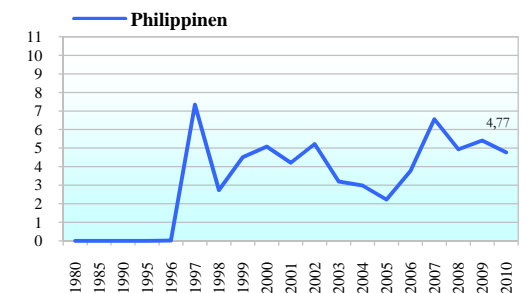
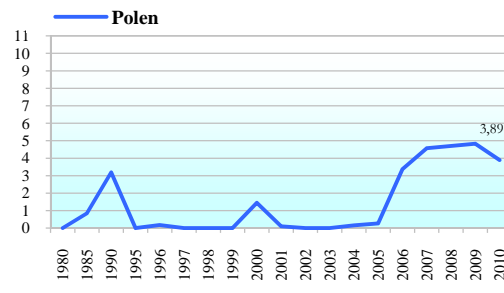
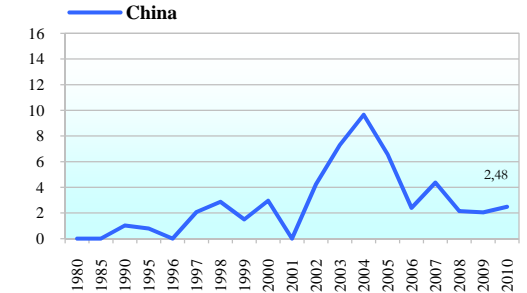
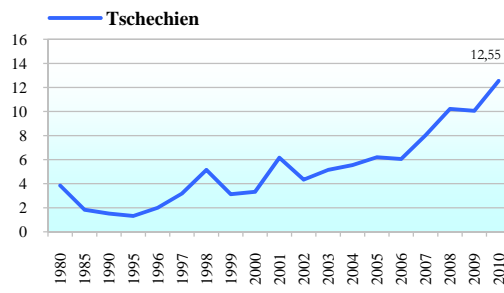
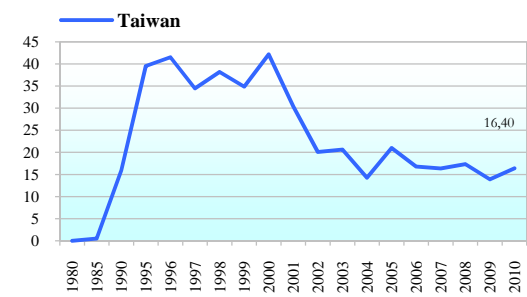
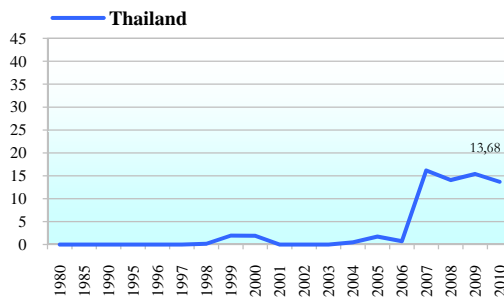
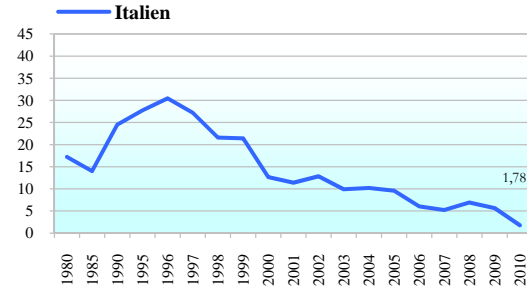
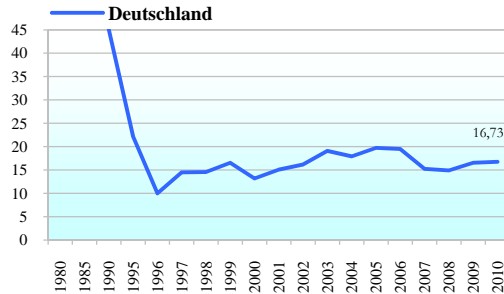


Fahrradimporte Österreichs in 1.000 Euro

Herkunftsland	1980	1985	1990	1995	2000	2005	2006	2007	2008	2009	2010
Belgien-Luxem.	24	0	37	33	31	14	68	52	11	18	104
Bulgarien	0	0	0	2	102	1.174	1.668	741	800	1.366	2.516
Dänemark	0	0	0	17	23	3	6	6	1	62	180
Deutschland	10.338	12.343	34.718	16.296	12.947	17.760	16.300	14.952	16.876	19.776	21.286
Finnland	0	0	0	0	12	9	17	14	2	5	0
Frankreich	842	470	2.885	891	535	592	869	748	526	1.267	827
Griechenland	0	0	0	0	0	0	0	0	0	9	0
Irland	0	0	0	0	0	0	0	0	0	0	17
Italien	2.892	2.999	24.207	13.463	7.076	3.319	2.522	2.357	2.483	2.534	1.593
Litauen	0	0	0	0	0	209	96	120	549	25	21
Niederlande	0	475	741	319	2.745	4.508	4.998	5.053	6.444	9.234	9.831
Polen	0	67	976	0	809	59	1.172	1.877	2.221	2.564	2.062
Rumänien	0	0	0	0	0	10	0	0	11	0	11
Schweden	0	0	0	96	0	6	5	1	0	1	2
Slowakei	0	0	0	0	3	52	50	105	80	146	211
Slowenien	0	0	0	299	2.283	304	74	141	21	0	0
Spanien	0	0	0	0	28	305	81	53	299	151	29
Tschechien	324	153	292	457	1.269	2.869	3.105	4.556	6.243	5.780	6.958
Ungarn	0	0	0	171	141	478	219	279	555	311	483
Ver.Königreich	0	243	168	118	26	103	176	102	34	113	279
Zypern	0	0	0	0	0	0	0	0	0	0	0
Intra-EU (26)	14.420	16.750	64.024	32.162	28.031	31.774	31.426	31.155	37.157	43.361	46.411
Island	0	0	0	0	0	0	0	0	13	0	0
Liechtenstein	0	0	0	317	193	1	19	15	4	233	6
Norwegen	0	0	0	0	0	0	0	0	0	0	0
Schweiz	20	1.542	3.929	808	84	31	86	53	171	80	93
EFTA	20	1.542	3.929	1.125	276	32	106	68	188	313	100
Jugoslawien	18	33	0	0	0	0	0	0	0	0	0
Kroatien	0	0	0	0	0	0	0	0	0	0	0
Mazedonien	0	0	0	0	0	0	253	141	1	0	0
San Marino	0	0	0	0	0	0	0	0	4	0	0
Türkei	0	0	0	19	1	160	18	83	193	147	53
übr. Länder Europas	18	33	0	19	1	160	271	224	198	147	53
Namibia	0	0	0	0	1	0	0	38	0	0	0
Simbabwe	0	0	0	0	0	0	8	0	11	0	4
Afrika	0	0	0	0	1	0	8	38	11	0	4
Barbados	0	0	0	0	0	0	0	0	0	0	0
Kanada	0	0	362	36	0	4	7	3	38	27	7
Mexiko	28	0	0	0	0	0	0	0	0	0	0
Monserrat	0	0	0	0	0	0	0	0	0	0	0
Peru	0	0	0	0	0	0	0	0	0	0	0
USA	0	16	778	3.080	5.162	1.130	1.297	837	446	620	487
Amerika	28	16	1.141	3.115	5.162	1.134	1.304	841	483	647	494
Bangladesch	0	0	0	0	0	0	0	13	1	98	387
China	0	0	527	112	606	1.470	439	982	414	620	1.389
Hongkong	0	0	0	31	0	0	0	0	5	0	0
Indien	0	0	0	0	63	1	12	1	1	0	7
Indonesien	0	0	63	26	2	2.337	2.449	2.809	3.889	3.392	3.105
Japan	0	75	602	2.107	0	1	1	0	7	1	2
Kambodscha	0	0	0	0	0	0	3.126	2.244	3.257	3.667	3.087
Katar	0	0	0	0	0	0	0	0	0	0	0
Korea R.	0	0	0	29	0	0	0	0	0	0	0
Macau	0	0	0	0	0	78	31	9	33	9	8
Malaysia	0	0	51	0	0	0	0	0	0	0	19
Philippinen	0	0	0	0	1.402	332	503	972	795	905	773
Sri Lanka	0	0	0	0	0	0	38	142	137	336	382
Taiwan	0	119	16.530	30.123	34.295	16.117	13.880	14.659	17.530	14.513	17.223
Thailand	0	0	0	0	337	249	146	6.365	5.487	6.960	5.075
Vietnam	0	0	0	0	6.848	7.137	4.447	31	47	19	26
Asien	0	193	17.774	32.428	43.554	27.723	25.072	28.226	31.601	30.520	31.481
Australien	0	0	0	0	0	0	0	4	1	12	9
Australien u. Neuseeland	0	0	0	0	0	0	0	4	1	12	9
Sonstige	0	0	82	0	0	6	8	7	6	12	22
Insgesamt	14.485	18.535	86.950	68.849	77.025	60.829	58.193	60.561	69.645	75.012	78.573



Fahrradimporte Österreichs 1980 – 2010 Import-Marktanteil in %



Quelle: Tabelle „Fahrradimporte Österreichs“ endgültige Werte 2010